

Energy for show animals

Supplements



SUNGLO FEEDS

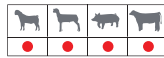


Fat70%

25 lb bag - Product# F1002966205

SUMO combines high quality fat and milk components in a unique blend to ensure immediate acceptance and rapid change in bloom and consumption.

- Sumo is a 70% fat source that can be used in ration mix or as a top dress.
- Feeding Rate: 1/8 % to 1/2 % body weight / day for desired condition.
- Do not exceed 6 1/2 % total dietary fat in ruminant animals.



Fat99.0%
Total Fatty Acids90.0%

18 lb pail - product# F103650020
44 lb pail - product# F103650021
400 lb drum- product# F103650023


LiquaFat is a liquid oil top dress to add additional energy in the form of fat to the diet.

- LiquaFat is a liquid oil supplement to add energy in the form of fat to the diet.
- LiquaFat contains 2 1/4 times the level of calories compared to normal feed grains.
- LiquaFat is a blend of quality liquid energy sources, including flax seed and coconut oils that provides a very desirable blend of Omega 3 and Omega 6 fatty acids.
- LiquaFat can also be used to control dust in meal feeds.

Usage Rates:	
Swine	1 to 4 oz/head/day
Lamb & Goat	1 to 2 oz/head/day
Cattle	4 to 8 oz/head/day

FEEDING DIRECTIONS:
To condition feed and reduce dust:
Add 20 – 40 lb per ton of complete feed (or add 6 oz in a 25 lb feeding.)

AS AN ENERGY SOURCE:
One pail (44 lb) added per ton of complete feed will raise the fat content by 2.2%.



Crude Protein 10%
Fat 30%
Crude Fiber 4.5%

25 lb bag - Product# F103650012



POWER UP is designed to assist show animals that are in need of more energy and fatty acids to increase bloom, haircoat and cover.

- Contains high levels of Omega 3 and Omega 6 fatty acids.
- Swine utilize POWER UP efficiently as a normal fat source.
- POWER UP is formulated with "Rumen Bypass" technology for use in sheep and goats.
- High palatability and utilization to allow quicker change in animal's composition.

Usage Rates:	Progressive	Aggressive
Swine	0.4 - 0.6 lb/day	0.9 - 1.2 lb/day
Lamb & Goat	0.2 - 0.4 lb/day	0.6 - 0.75 lb/day
Cattle	0.6 - 0.8 lb/day	1.5 - 2.0 lb/day

FEEDING DIRECTIONS:
• POWER UP Pellets should be added to a complete fortified ration.
• Always start by adding POWER UP slowly to the daily diet at low levels and increase to desired levels to accomplish phenotype change.

***Rule of Thumb:**
Use 1/4 % to 1/2 % PowerUp per animal total body weight.



Crude Protein 10%
Fat 40%
Crude Fiber 4.5%

50 lb bag - Product #F103650010

- Cattle POWER UP is pelleted (3/16") • 50 lb bag
- Easy blending into texturized, pelleted or meal complete feeds.

